

AQUATIC ACCESS EQUIPMENT

Spectrum Lifts come standard clockwise rotation. Specify when ordering.

Gallatin Swim-Lift WP400 by Spectrum

The Gallatin is a Stainless Steel, water powered lift with a rated capacity of 400 pounds. The lift is ADA compliant. The standard version of this lift is designed to be used where the deck to pool floor distance is a minimum of 42". The 12" WD (water draft) version is designed to work where the pool deck to floor or bench dimension is 12" or more. This is the lift that can be customized to accommodate almost any pool or spa Deck to Pool Bottom measurement. The bases and anchors are sold separately and there are two versions of each. The short base is used where anchors are located 18" to 24" from the pool edge and the long base is used when anchors are located between 20" and 30" from the pool edge. The lift come standard with two armrests, one fixed and one flip up. Dual operating controls allow operation from the deck or from the pool. An adjustable headrest and footrest are also standard. With a five year warranty this is a great lift for new or retrofit installations.

A Measuring Guide for the Gutter and Pool Floor must accompany the order to make sure the correct base and lift modifications are incorporated. Please ask for one. Pricing is **FOB Factory**; please call for freight quotations to your facility.

Model No	Description	Price
27366	Gallatin WP 400	\$7633.05
27450	Gallatin/Lolo Preset Anchor - with lift	\$502.35
27400	Gallatin/Lolo Retrofit Anchor - with lift	\$502.35
27364	Gallatin/Lolo Cover - with lift	\$366.95
20400	Water Box for new constr. - with lift	\$511.50

Lolo Swim Lift by Spectrum

The Lolo Swim Lift shares all of the same features as the Gallatin. In order to produce a very budget friendly lift the Lolo has been simplified to reduce costs. The actual differences are that the water powered lifting cylinder hangs down from the deck into the water and needs 42" of deck to pool bottom room and this dimension cannot be customized as can the Gallatin. Essentially all other lift information remains the same. **FOB Factory**

Model No	Description	Price
27550	Lolo Lift WP400	\$6428.16

Elkhorn Lift by Spectrum

For the budget minded this lift to consider. The Elkhorn is a manual lift, both up and down and side to side. It is rated at 400 pounds and install easily in a single anchor. Construction is all stainless steel and this lift accommodates setbacks of 6" to 24".

FOB Factory

Model No.	Description	Price
28500	Elkhorn Lift - no anchor	\$3199.40
28510	Anchor w/lid & key - with lift	\$384.25



Lifts and wheelchairs are HST, GST and PST Exempt.



MOTION TREK 350



MOTION TREK 350 DELUXE



MOTION TREK 400 DELUXE

Motion Trek 350 & 400 Pool Lifts by Spectrum

The Motion Trek 350 and 400 are battery powered, ADA compliant lifts designed for installation in the concrete decks of in-ground and above-ground pools and spas. The model 350 has a 350 pound lifting capacity and the model 400 has a 400 pound capacity. Both get about 90 lifts per charge. Materials of construction are mainly 304L stainless steel. Both up and down, and rotation are powered. This lift accommodates a setback of 6" to 22" and a water draft of up to 12". Multiple anchors can be installed in any facility and with the optional transport cart the lift is easy to move. The lift comes with 1 anchor, 1 watertight, hardwired handset, battery and charger, footrest, armrests, and seat belt.

FOB Factory

Model No	Description	Price
153121	Motion Trek 350 Pool Lift with anchor	\$4615.00
153121-DLX	As above but includes headrest, fold down footrest and cleaning kit	\$5230.30
163145	Motion Trek 400 Pool Lift with anchor	\$6207.20
163145-DLX	As above but includes headrest, fold down footrest and cleaning kit	\$6866.65
28510	Extra Anchor, when ordered with lift	\$353.35
47949	Cover, when ordered with lift	\$372.50
29901	Transport Cart, when ordered with lift	\$1594.78
153607	Extra Battery when ordered with lift	\$445.50
153601	Control Box - Motion Trek	\$881.75
153603	Handset - Motion Trek	\$160.87
153604	AC/DC Adapter - Motion Trek	\$160.87
165600	Portable Motion Trek BP 300 (Note - The portable unit is rated at 300lbs.)	\$8560.25
165600-DLX	Portable BP 300 w/ headrest & footrest (Note - The Portable unit is rated 300 lbs.)	\$8777.50



PORTABLE MOTION TREK BP 300



PORTABLE MOTION TREK BP 300 DELUXE

Independence BP 350 by Spectrum

This lift is designed to be inexpensive, easy to assemble and install, and to be operated by the user. It is rated at 350 pounds. It also has only 1 actuator and has one range of motion. Anchors included. **FOB Factory**

Model No	Description	Price
163146	Independence 350	\$3,699.65
163154	Battery - Independence - with lift	\$285.50
163154	Extra Replacement Battery	\$365.50

NOTE: Can be ordered without footrest for spas.



Lifts and wheelchairs are HST, GST and PST Exempt.

Traveler Lift by Spectrum

This is Spectrum's portable lift and it is an excellent lift for retrofit into existing pools. The Traveler's innovative design works well for both the typical profile of a main pool and that of a swirl pool/hot tub. One Traveler can fulfil all of a facility's access lift requirements and Traveler is light and easy to move between locations by one lifeguard, if the cart is used.

The Traveler works with an anchor in the deck and is moved between locations on a dedicated cart. The Traveler meets all the access requirements under US ADA guidelines including a 500# lift rating and controls accessible by both user and attendant. A rechargeable DC battery supplies power.

Fabrication is 100% stainless steel and the Traveler is supported by a 5 year manufacturer's warranty.

The Traveler XRC has wireless controls and includes the headrest and outer arm as standard equipment.

Call for product detail including: specifications, pictures and engineering documentation.

FOB Factory.

Model No	Description	Price
27610	Traveler Lift	\$9428.85
23638	Anchor - with lift	\$197.75
54523	Transport Cart - with lift	\$1594.85
54377	Cover - with lift	\$345.00
42693	Replacement Battery - SBC-24V-BP5- tabbed	\$445.00
42732	Battery Charger - SBC-24V-C54	\$296.99
153399	Replacement Remote	\$192.35
42263	Actuator	\$1460.25
143007	Battery - Wired	\$445.00
132055	Receiver - Wired	\$881.70



TRAVELLOR ANCHOR



TRAVELER BATTERY AND CHARGER

New Pal 2 Lift by SR Smith

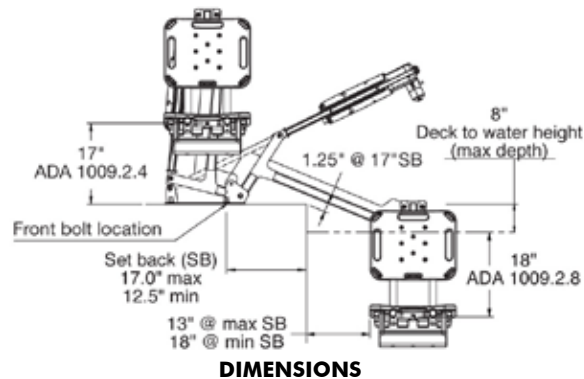
This lift is essentially the same as the Pal-Portable except to reduce costs the weights are now concrete. As concrete is less dense, the weight stack is longer, making this 11" longer than the Pal-Portable. All the plastic parts in the PAL 2 are colored Gray Mist to help differentiate between the models. All the mechanical parts are the same except on the PAL 2 the battery and control box are now located higher up on the mast to reduce wetting.

FOB factory.

Model No	Description	Price
202-0000	PAL 2 Lift with armrests	\$8076.45
920-5000	PAL 2 Cover	\$759.65
200-2000	Replacement Castor - Rigid	\$91.25
200-3000	Replacement Castor - Swivel & Brake	\$128.28



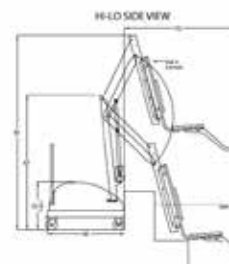
PAL 2 LIFT



STANDARD



HI-LO



SPA



PAL PORTABLE AQUATIC LIFT DIMENSIONS

Lifts and wheelchairs are HST, GST and PST Exempt.

8 AQUATIC ACCESS EQUIPMENT

NEW STYLE BATTERY

SR SMITH LIFT OPERATOR CONTROL

NEW STYLE CONTROL BOX



SR SMITH NEW STYLE BATTERY CHARGERS 100-1530



SPLASH CADDY



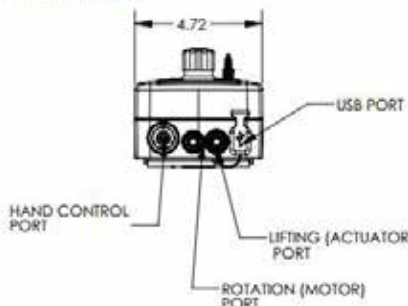
SPLASH LIFT

New Lift Operator Control System by SR Smith

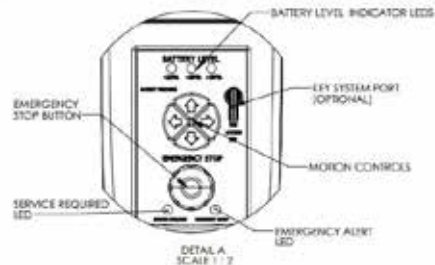
This unit is standard on all new SR Smith Lifts. As a Retrofit Package it consists of the mounting bracket, the Lift Operator, (Relay Box), a new battery, and a new charger. It offers an Emergency Stop Button, a second set of Motion Controls, the Optional Key System, Battery Level indicator and Emergency Alert LED. It has the same sockets as the existing old style units and the existing controls and power wires to the motors simply plug into the same spots on the new unit. The new Lift Operator is backwards compatible with all SR Smith Lifts and other lifts using Linak controls.

Model No.	Description	Price
1001540	Two Button Control	\$1169.67
1001545	Two Button Control w/key	\$1410.22
1001550	Four Button Control	\$1169.67
1001555	Four Button Control w/key	\$1410.22
1001495	Spare Battery - New Style	\$403.45
1001530	Charger - New Style	\$152.65
100-2000	Spare Battery - Old - Linak	\$403.45
100-3500	Charger - New Style Linak	\$153.75

Bottom View



Close-Up Panel View



Splash Pool Lift by SR Smith

This lift is designed to be used in a deck anchor, but can be removed as required or used at multiple locations with extra anchors. The normal lift has a 400 pound weight limit. Materials of construction are stainless steel and aluminum, all powder coated. The standard lift includes the stainless steel anchor c/w cover, battery c/w charger and cover, waterproof control, footrest, armrests and seatbelt assembly. Rotation is 360 degrees. The new Lift Operator Control System is standard. This lift can be customized (quoted on request, dimensions needed) for use in extended reach or height situations but the weight limit is reduced to 300 pounds by this. **Pricing is FOB Factory.**

Model No.	Description	Price
300-0000	Splash w/armrests & Anchor	\$7127.15
400-0000	Caddy when ordered with lift	\$705.82
300-6200L	Square Anchor w/cap when ordered with lift	\$344.98
900-5000	Lift Available Sign when ordered with lift	\$86.10
920-5000	PAL / PAL 2/ Splash Cover	\$759.65

Lifts and wheelchairs are HST, GST and PST Exempt.

Pal-Portable Aquatic Lifts by SR Smith

The Pal-Portable can be used anywhere by wheeling it into place, locking the castors and setting the outrigger supports. No anchors required. The weight stack in the unit provides the counterbalance for a 300 pound capacity. The PAL is self-powered and uses a rechargeable 24 volt DC battery, with a waterproof case, normally good for about 30 use cycles. The control bar is also waterproof and accessible by the user or an attendant. The PAL is designed for use in pools where all pools are at deck level, and the PAL Hi-Lo has extra reach for facilities where the Hot Tub is raised above deck level. The PAL SPA is a unit for above ground Pools and Spas up to 48" above deck level. PALs come with battery, charger, console cover, waterproof control, footrest, and seatbelt assembly. Comes knocked down for shipping, some assembly is required. Note shipping weight is about 1,100 pounds. Pricing is **FOB Factory**, please call for a freight quote to your destination.

Item No	Description	Price
200-0000	PAL-Portable Aquatic Lift with armrests	\$10,178.40
250-0000	PAL Hi-Lo with armrests	\$10,404.65
275-0000	PAL SPA with armrests	\$10,404.65
1001495	Spare Battery (new style)	\$403.45
920-5000	PAL Cover	\$759.65
100-1600	Replacement Hand Control - 4 button	\$248.64
200-2000	Replacement Castor - Rigid	\$91.25
200-3000	Replacement Castor - Swivel & Brake	\$128.28



MultiLift by SR Smith

This is a new lift, designed to be practical. This means low in cost, easy to install and simple to maintain. This unit is rated at 350 pounds and designed to be bolted at one location. The setback range from pool edge is 12.5" - 17" and the maximum deck to water height is 8". The lift is supplied, with or without anchors, and armrests are optional. This lift features a flange mount with 4 anchor bolts, right or left seating, and powder coated stainless steel and aluminum construction. The new SR Smith Lift Operator Control System (see next catalogue page) is included with this lift. Note that a Deck Profile Drawing will be required with order and if there is in-deck grating it needs to be shown. Custom mounting plates to span grating quoted and made to order if required. **FOB Factory:** Please call for a freight quote to your destination.

Item No	Description	Price
575-0000	Multilift w/ anchor and armrests	\$4659.75
575-0105	Multilift w/ anchor, armrests & folding seat	\$5385.80



WITH OPTIONAL ARMRESTS

Revolution Lift by Aqua Creek

A great lift, loaded with features at a great price. This lift is easy to install. It uses a single anchor (included) which must be cemented into the deck, and can accommodate 10" - 40" of setback. The load rating is 500 pounds and this lift can clear a 30" high wall. The lift is battery powered and comes with a full 360 degree powered rotation in both directions. Construction is stainless steel, powder coated white. The lift comes with dual flip-up arm rests and a removable or adjustable foot rest. Options include a headrest, cover and spare battery. A heavy lift, not easily moveable. **FOB Factory.**

Model No	Description	Price
17 23 15	Revolution Lift w/ anchor	\$7495.00
17 23 16	Revolution Cover	\$375.00
17 23 17	Revolution Headrest	\$320.00
17 23 18	Spare Battery	\$443.85
17 23 19	Spare Hand Control - specify 2 or 4 button	\$255.55
17 23 22	Spare Control Box	\$320.00
17 23 20	Transport Cart - when ordered with lift only	\$1787.10
17 23 21	Wheelchair Picker (24" wheelchair included) When ordered with lift only	\$3095.00



Lifts and wheelchairs are HST, GST and PST Exempt.

ACCESS STEPS & LADDERS

Therapy Ladder (Missoula ladder) by Spectrum

The sloping design makes pool access user friendly at a very good price. Rails are stainless steel 1.5' OD for easier gripping. Units are custom made for your pool. Anchor sockets and escutcheons sold separately. **FOB Factory.**



Model No	Description	Price
25013	Therapy Ladder 3 step	\$1825.00
25019	Therapy Ladder 4 step	\$1936.00
25025	Therapy Ladder 5 step	\$2145.00
42696	Compression Anchor - composite	\$120.65
24094	Compression Anchor Wrench	\$108.30

This Therapy Ladder can be configured to work in deep water by being bent to return to the pool wall like a regular pool ladder.

Boseman Ladders by Spectrum

These ladders are made with 1.5" tubing so the handrails are easy to grip and the treads are heavy duty fiberglass with a non-skid finish. They require 1.5" wedge anchors cemented in the deck for mounting just like regular ladders so will only fit in the anchor location, but can be removed if required. Anchors and escutcheons not included, must be ordered separately. Custom made to your pools required dimensions. **FOB Factory**



Item No	Description	Price
57920	3 step Boseman	\$5445.50
57921	4 step Boseman	\$6185.00
57922	5 step Boseman	\$6805.00

Easy Ladder

These Ladders are custom made fiberglass pool ladders, designed for use where temporary extra access is required. Construction is one piece, with integral sides and risers. The Deck adapter is bolted on. They are designed to sit on the pool bottom and deck, snugly, and no extra anchoring is provided. The steps are 31" wide, riser height is 9 3/4" and tread width is 12", and non-skid. The ladder comes with a detachable set of wheels to make moving easier. Both corner and end wall models can be made. Three colours are available, yellow, light blue or medium blue. Ladders are custom made to dimensions provided, and trimmed to fit depth, floor slope, and coping as required. Some assembly is required. Handrails are stainless steel. Normally 2 people are needed to lift the ladder out of the pool. Dimensions noted are from pool bottom to deck level. **FOB Factory**



Item No	Description	Price
17 06 01	Easy Ladder, 32" to 48" 5 step	\$5321.35
17 06 02	Easy Ladder, 48" to 58" 6 step	\$5854.40
17 06 03	Easy Ladder, 59" to 68" 7 step	\$6840.50



Aqua Step HD - Pool Access Step

These are lightweight pool steps designed for use where temporary access is needed. Once lifted out of the pool one person can wheel it away on the integral wheels. Custom made to accommodate various pool depths, deck profiles and bottom slopes, as per dimensions provided with order. The top steps come with brackets and fasteners to bolt the step to the deck, and can be customized. The treads are non-skid plastic, 10" deep and 30" wide, with ss braces for a 500 pound load. Handrails are plastic coated aluminium for strength and durability. The number of treads can be customized, but remember that riser height must be 10" or less. Treads are large and easy to climb but note that the handrails do not overhang over deck but stop at the end of the stairs, at the pool edge. The Aqua Step is shipped knocked down, some assembly is required. Sides are removable to make taking the stairs in and out easier, risers when installed are fixed.

FOB Factory


Item No	Description	Pool Depth	Price
17 05 01	Pool Access Steps 4 tread	34" to 45"	\$4486.00
17 05 02	Pool Access Steps 5 tread	41" to 55"	\$5211.00
17 05 03	Pool Access Steps 6 tread	48" to 64"	\$5574.00
17 05 07	Pool Access Steps 7 tread	56" to 74"	\$5936.50

Options And Parts:

17 05 04	Custom Top Step	POR
17 05 05	Replacement Standard Top Platform	\$936.65
17 05 08	Set of 2 Replacement Wheels	\$192.75
17 05 07	Replacement Step Plastic with SS brace 30" wide, replaces old style plastic or aluminium step	\$928.80

Optional Sides and Risers when ordered with a step.

17 05 15	Sides and Risers for 4 step	\$712.25
17 05 16	Sides and Risers for 5 step	\$777.50
17 05 17	Sides and Risers for 6 step	\$842.75
17 05 18	Sides and Risers for 7 step	\$907.95



CUSTOM TOP STEP

Aqua Step-ADA Compliant

These are US ADA Compliant Pool Steps and are custom made to order for each pool. Not as easy to take in and out as the Aqua Step HD, but provides more support/ease of use to challenged users. These are shipped knocked down for economic transportation, some assembly required, and anchors are provided to fasten the top step to the deck. Sides and risers, and a standard top step are included in the price. Please see drawing for more details. A pool deck drawing must be submitted with each order to determine the correct number of steps needed, and if a custom top step is needed. The maximum recommended riser height is 8.5". 8 to 10 steps quoted on request.

FOB Factory.

Item No	Description	Pool Depth	Price
17 05 20	Aqua Step ADA- 4 tread	20" to 42.5"	\$5211.00
17 05 21	Aqua Step ADA-5 tread	30" to 51"	\$5936.50
17 05 22	Aqua Step ADA-6 tread	35" to 59.5"	\$6298.95
17 05 23	Aqua Step ADA-7 tread	40" to 68"	\$6842.65
17 05 24	Safety Side Guards	\$500.50	

Railing Extends A Minimum Of 12" Onto Top Platform
 Rail Height 34 - 38"
 Rail Width Max 24 inches

A full 11" of exposed tread Allows Safe Forward Entry into Pool

Shielding Encloses Open Space Between Treads
 Railing Extends One Treadwidth (11") beyond Bottom Step

Optional Safety Side Guards (removable) - prevents swimming under the stair

NOTE: Sides and risers are now required in British Columbia.

8 AQUATIC ACCESS EQUIPMENT



TOT DOCKS

Deluxe Tot Dock

This Tot Dock was designed to be the most easily removed one on the market. It weighs just 75 pounds and with folding legs can be easily removed by one person. The platform is 38" wide and 60" long and the height is adjustable to 12", 14", or 16". It has a non-skid surface and optional 28" high hand rails are available. There are plastic bumpers on the edges to protect the pool edge and with the folding legs can be easily stored flush against a wall taking up very little space. The tot dock is made of marine grade aluminum coated with a high visibility non-skid finish and the railings are aluminum reinforced PVC. Each Tot Dock comes with one long and one short rail.

Tot docks come with fasteners so that two or more can be fastened together to make larger platforms of any configuration. **FOB Factory**

Item No	Description	Price
17 30 02	Deluxe Tot Dock c/w 1 long & 1 short rail	\$1675.00
17 30 10	Optional side (short) rail	\$223.60
17 30 15	Optional front (long) rail	\$295.00
17 30 16	Set of 4 replacement legs	\$515.00
17 30 17	SS leg clips (each)	\$45.25



Teaching Platform by Spectrum

This Teaching Platform has a stainless steel frame, legs, handrails on 2 sides, and a Duradeck fiberglass platform. The handrails and legs have an extra crossbar for added safety. The platform is 60"L by 38" wide and can be from 18.25 to 25.25" high. Leg bottoms are protected by rubber bumpers, and multiple teaching platforms can be fastened together to make larger platform. Excellent quality and durability, this is the unit recommended for salt water pools. Unit weighs 153 pounds. **FOB Factory.**

Item No	Description	Price
82300	Teaching Platform c/w 1 long & 1 short rail	\$3,021.50



INFANT CHANGING TABLES

Child Protection Seat


Koala's child protection seat can be mounted anywhere an adult with toddler may need free hands. Mount a child protection seat in a bathroom stall, changing area or shower area so parents with little ones can have a few minutes of secure, clean, hands off supervision.

The child protection seat is rated for loads up to 50 lbs. It requires less than 2 square feet of wall surface and when closed, it extends just 6" from the wall.

Item No	Description	Price
17 09 01	Koala Child Protection Seat	\$145.00
KB-725	Replacement Strap	\$29.50



HORIZONTAL OPEN



VERTICAL

Baby Change Table

Probably the best-known name in changing stations Koala sets the standard for durability and safety. Koala station is rated for loads up to 50 lbs. Its all-plastic exterior is very long lasting in aquatic center environment.

Instructions molded onto the casing.

Item No	Description	Price
17 08 01	Koala Baby Change Station Horizontal or vertical - no lock	\$465.00

Replacement Parts and Supplies

KB-150/99	Box of 500 paper liners	\$95.50
KB-825	Door labels	\$16.50
KB-877	Shock absorber vertical	\$33.40
KB-889	Safety strap vertical	\$29.50
KB-874	Shock Absorter - Horizontal	\$33.40
KB-885	Safety Strap - Horizontal	\$29.50

Aquatic Wheel Chair (Stainless Steel)

Our aquatic wheelchair is designed for use in shower areas on the deck and even in the pool. It works with a lift or a ramp to provide facility access from the change room to pool deck and back. An aquatic wheelchair eliminates one more barrier for use of aquatic centres.

USERS APPRECIATE

The wheelchair is most similar in style and function to a traditional wheelchair.

OPERATORS APPRECIATE

The low maintenance design and durability.

All chairs are fabricated from materials 100% compatible with swimming pool water. These chairs are suitable for daily immersion in swimming pool water.



Wheelchairs will fit thru a door opening if it is 8" wider than the seat width shown.

These heavy duty wheelchairs are rated at 350 pounds for the 18" thru to the 22" sizes, and the 24" is rated for 400 pounds. All the stainless steel frames are a double cross braced frame and fold up for shipping and storage. The frame tubing is bent to eliminate sharp corners, the front and rear wheels are plastic mag type with nylon bearings and the tires are foam filled so no flats. The upholstery fabric is a mesh for draining and treated to prevent mold. The armrests are removable for easy transfers. All the chairs come with a seat belt with a buckle. Chest straps with Velcro are available as an option. Order by seat width.

Item No	Description	Price
17 03 03	HD Aquatic Wheelchair, 18"	\$1705.00
17 03 04	HD Aquatic Wheelchair, 20"	\$1915.00
17 03 05	HD Aquatic Wheelchair 22"	\$2025.00
17 03 06	HD Aquatic Wheelchair 24"	\$2235.00
4019	2 Piece 2" Plastic Buckle Seat or Chest Strap	\$28.50

Lifts, wheelchairs & Shower/Commode Chairs are HST, GST, and PST exempt.

For wheelchair replacement parts list, contact our Sales Department.

Replace 24" rear wheels for old style (pre 2016)
16",18",20" & 22" wheelchairs

\$168.95 each

Floating Beach Access Chair by AccessRec

Item Number	Description	Price
00-0000-00	Floating Beach Access Chair	\$POR

FOB Factory

